

BACKPACK 1

Second Edition



Mario Herrera • Diane Pinkley

Contributing Writer
Yoko Mia Hirano



PEARSON
Longman

Contents

1 Ready for School	2
2 People We Love	14
3 Head to Toes	26
4 Things I Wear	38
5 At Home	50
6 On the Farm	62
7 Celebrations	74
8 Play Time	86
9 At the Playground	98
Sound and Spelling Handbook	110
ABC Cards	119
Grammar and Writing	125
Cutouts	127
Stickers	
Completion Certificate	

Backpack Song

It's time to open **Backpack**
and see what we can see.
We'll have lots of adventures.
Explore **Backpack** with me!

Backpack is full of fun things
we use each day in school.
Stories, puzzles, songs, and games—
Backpack is really cool!

It's time to open **Backpack**
and see what we can see.
We'll have lots of adventures.
Explore **Backpack** with me!

Backpack is full of fun and facts,
projects and pictures, too.
We're learning English, we're never bored.
There are great new things to do!

It's time to open **Backpack**
and see what we can see.
We'll have lots of adventures.
Explore **Backpack** with me!



1

Ready for School



Listen and sing.


Hello!

Hello. I'm Ricky Red.
Look! I have one pen and
I'm ready for school.

Hello. I'm Gracie Green.
Look! I have two books and
I'm ready for school.

Hello. I'm Bobby Blue.
Look! I have three erasers and
I'm ready for school.

Hello! Do you hear the bell ring?
It's time for school and
we're ready to go!



School supplies; colors



Look. Listen and say. Write.

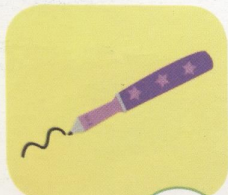


What's your name?

My name is _____



Count and say. Stick.



one



two



three



four



five



six




seven



eight



nine



ten



Greetings; numbers

Unit 1

3



4


Listen and point. Listen and say.




1. backpack



2. book



3. chair




4. crayon



5. desk




6. marker




7. paper




8. pen



9. pencil



10. table



Look at the picture.

What's this?

It's a backpack.



What color is it?

It's green.



Question formation; school supplies; contractions

Unit 1

5


Grammar

What's this? It's a chair.




Listen and circle.

1.



pencil



eraser

2.



pen



marker

3.



chair




table

4.




backpack



book

5.




backpack



desk

6.



paper




crayon



Look and listen. Say.



Listen. Draw and color.



It's a book.
It's red.

It's a crayon.
It's green.

Questions; verb be; contractions; colors

Unit 1

7




Listen. Draw lines.

1.



book




2.




chair



3.




eraser



4.



pencil



Listen and chant.

Hey, Jill!

Hey, Jill!
What's this?
It's a pen, Bill.



Hey, Ken!
What's this?
It's a chair, Jen.



Hey, Matt!
What's this?
It's a table, Pat.



Guess Again

by Diane Pinkley

What's this?

Is it a book?

GUESS AND
WIN A
BALLOON!


1

Copyright © by Pearson Education, Inc. All rights reserved.

It's your turn.
What's this?

GUESS AND
WIN A
BALLOON!



4



Make Color Groups

Draw and color. Use red, green, or blue.
Sort.

Art
Project




Unit 1


Work Hard

Color.

Listen.




Read.



Write.



Speak.





Copy: I work hard in school.

Know It? Show It!

✓ Touch and guess.

Review



**Make a number line.
Use the cutouts on
page 127.**



Performance assessment
See Assessment Package pp. 23–25, 28, 37, 46–47.

Unit 1


13

2

People We Love

TRACK A15
1

Listen and sing.



My Family Song

F is for Fred. He is my father.

A is for Ann. She is my mother.

M is for me. I'm in the middle.

I is for Isaac. He is my brother.

L is for Lucy. She is my sister.

Y is for Yoli. She is the baby.


F-A-M-I-L-Y. Put them all together.

They spell family.

F-A-M-I-L-Y. Put us all together.


This is my family!

Look and listen. Point and say.



Stick and say.





Listen and point. Listen and say.



1. father



2. mother



3. brother



4. sister



5. baby



6. grandfather



7. grandmother



8. parents



9. family



Tim



Jen



5 Look at the picture.
Ask and answer.
Pretend.

I have two sisters.
Who am I?


You're Pam!



6 Ask and answer
about you.

How many sisters
do you have?

I have
one sister.



Grammar

How many brothers do you have?
I have **two** brothers.

TRACK A22
7

Listen and color.

1.



2.




3.




TRACK A23
8

Listen and circle. Say.

me





me

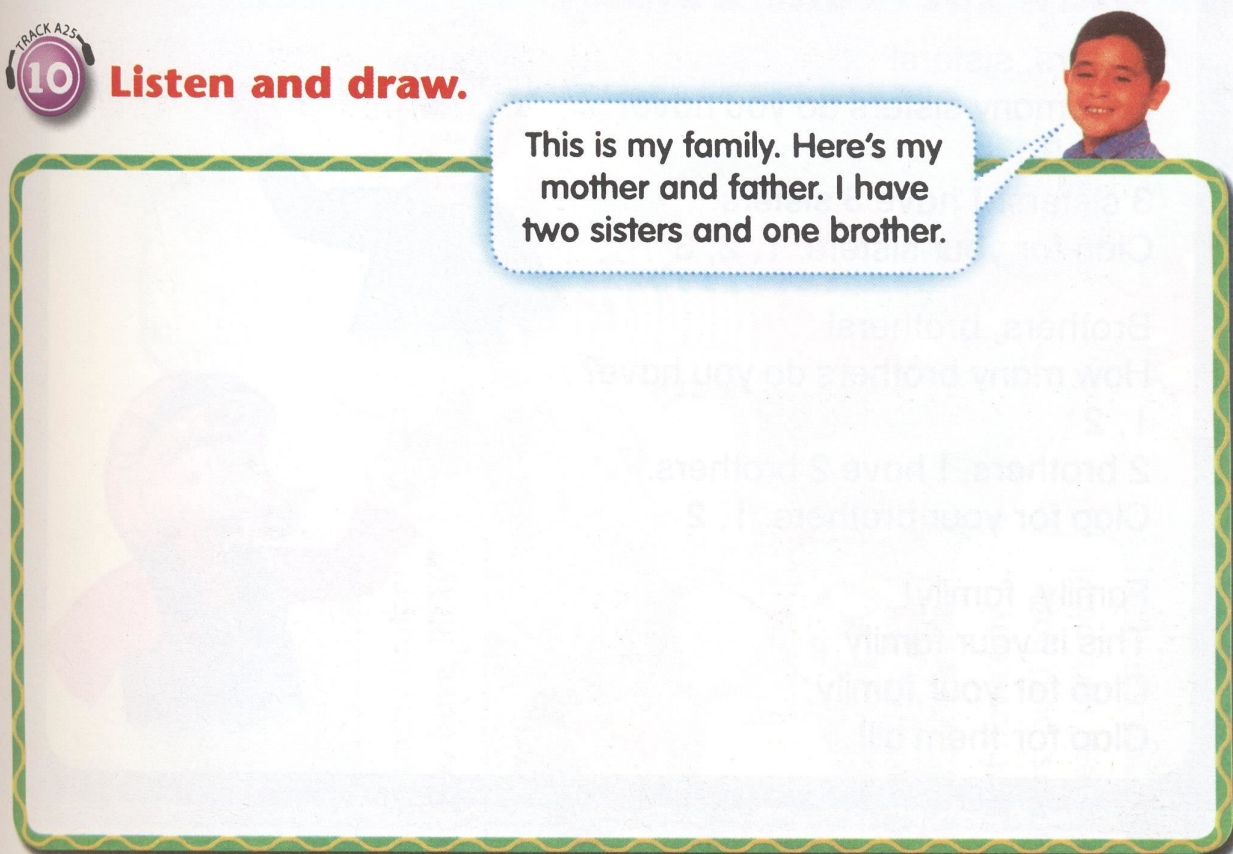




Look and listen. Say.



Listen and draw.






Listen. Draw a line. Say the letters.

1. two brothers



2. one sister



3. three sisters



Listen and chant.

Clap for Your Family

Sisters, sisters!

How many sisters do you have?

1, 2, 3

3 sisters. I have 3 sisters.

Clap for your sisters. 1, 2, 3



Brothers, brothers!

How many brothers do you have?

1, 2

2 brothers. I have 2 brothers.

Clap for your brothers. 1, 2



Family, family!

This is your family.

Clap for your family.

Clap for them all!


Let's Play


by Yoko Mianorano



TRACK A28

Copyright © by Pearson Education, Inc. All rights reserved.





2





3

Make an ABC Book


Draw and color.

Art
Project



C is for cat.

D is for desk.



Content connection: art; language arts

Unit 2

23

Love Your Family

Look and read. Act it out.



Copy: I love my family.

Know It? Show It!

Spin and say.

Review

Who are they?

They are my brothers.

How many
brothers do
you have?

Three.



Make a family picture. Use the
cutout on page 129.

Look! This is my father.



Unit 2

I can do it!

Performance assessment
See Assessment Package pp. 23–25, 29, 38, 46–47.

Unit 2

25

3

Head to Toes



Listen and sing.

Look at Me!

Look at me! I'm in the ocean!
What do you see?
Two arms in the shape of a V.
Two arms in the shape of a V.

Look at me! I'm in the chair!
What do you see?
A big blue towel and long brown hair.
A big blue towel and long brown hair.

Look at me! I'm in the sand!
What do you see?
A white hat and just one hand.
A white hat and just one hand.

Look at me!



2

Look and listen. Say.

he

it

she

big

little

long

short



1. She is little.



2. She is big.



3. He is little.



4. He is big.



5. It is short.



6. It is long.



3

Listen and stick.



It is big and brown.
It is long and orange.



It is little and yellow.
It is short and purple.



orange

purple

yellow

brown

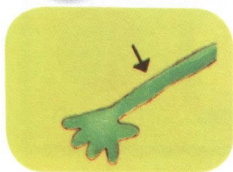
Subject pronouns; descriptive adjectives

Unit 3

27




Listen and point. Listen and say.



1. arm



2. ear



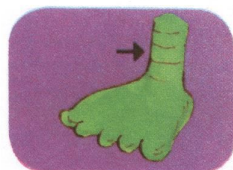
3. eye



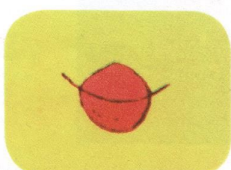
4. hand




5. fingers



6. leg




7. mouth



8. nose



9. foot



10. toes



Look at the picture. Point. Ask and answer.

Does it have
long arms?

Yes, it does.

How many arms
does it have?

It has two
arms.



Question formation; verb *have*

Unit 3


29

Grammar

Does she **have** a little mouth? Yes, she **does**.



Look and listen. Check and say.



☐ yes

☐ no

☐ yes

☐ no

☐ yes

☐ no

☐ yes

☐ no



**Look and listen.
Point and count.**






8 Look and listen. Say.


Look! My puppet
has two arms.
They are short.



Look! My puppet
has three arms.
They are long.



My puppet
is little!

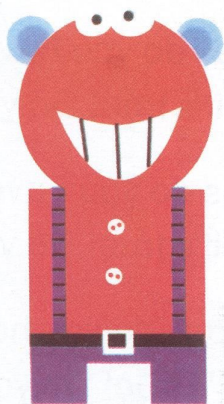


My puppet
is big!



9 Listen and draw.

1



2



Subject pronoun *they*; verb *be*



10 Listen and check.

1.

☐

☐


2.

☐

☐


3.

☐

☐


4.

☐

☐


11 Listen and chant.



The Spider


How many eyes do you have?
I have eight—it's true! Do you?

How many legs do you have?
I have eight—it's true! Do you?

How many heads do you have?
I have one—it's true! Do you?

What Is It?

by Mario Herrera



Tiger? What is it?
What do you see?

1
TRACK A42

Copyright © by Pearson Education, Inc. All rights reserved.

Mark! What
is it?

Mom, it's
you!



4

Are you scared, Tiger?
Let's look.



2

Mom! Dad! Help!
There's a monster in the hall!
It has a big head and seven arms!




3

Make a Surprise Drawing

Draw and fold. Take turns. Count.

Art
Project



Look at their drawing.
There are three eyes, two
ears, one nose, five arms,
five hands, and four legs.



Content connection: art; math

Unit 3

35

Be Clean

Look and read. Circle.

Wash your **feet** / **hands**.



Wash your **nose** / **ears**.



Wash your **body** / **hair**.




Copy: I keep clean.


Know It? Show It!

Use the cutouts on page 131.
Match the creature cards.

Review



Catch the ball. Talk about the creature poster.



Performance assessment
See Assessment Package pp. 23–25, 38, 39, 46–49.

Unit 3

4

Things I Wear

1

Listen and sing.

I Want Shoes

I'm wearing a jacket, a shirt, and pants,
a shirt and pants.

I need one thing so I can sing.
So I can sing.

My jacket is blue, and my shirt is new.


My shirt is new.

My clothes are blue.

Now I want some shoes.

I'm wearing a jacket, a shirt, and pants.

I want some shoes so I can sing,
so I can sing,
so I can sing.





Look and listen. Say.

pink

white

black



Stick and say.



Present progressive; clothing

Unit 4

39




Listen and point. Listen and say.



1. dress




2. gloves



3. hat




4. jacket



5. pants



6. shirt



7. shoes



8. skirt



9. sneakers



10. socks




5

**Look at the picture.
Point. Ask and answer.**

What is
he wearing?

He's wearing
green pants.



6

**Ask and answer
about you.**

What are your
favorite clothes?

I like shirts
and pants.



Question formation; present progressive;
simple present

Unit 4

41

Grammar

What is she wearing?

She's wearing a white shirt.



Listen. Draw a line. Color and say.

1. She's wearing a green skirt.





2. He's wearing blue pants.



3. She's wearing a purple dress.



4. He's wearing a yellow jacket.



Look and listen. Say.

I have a sock.

I have a sock, too!



I have pants.

I have a shirt!



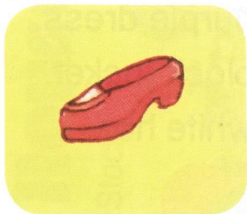
What are you wearing?



I'm wearing a big hat!

Questions with third, second person singular

1.




shoe




shoes

2.



hat



hats

3.



shirt



shirts

4.




sock



socks

10 Draw yourself. What are you wearing? Say.





Listen. Draw a line.

He's wearing blue pants.
He's wearing white shoes.
He's wearing a red T-shirt.

She's wearing a purple dress.
She's wearing a black jacket.
She's wearing a white hat.



Listen and chant.

What's This?

What's this?

That's my new jacket.
I'm going to pack it.

What's this?

That's my blue sweater.
It's for cold weather.


What's this?

It's a pair of socks.
Now throw away the box!



The Fun House

by Mairead Stack




I'm going to
the summer fair.

I like to see what
people wear.




Copyright © by Pearson Education, Inc. All rights reserved.



In the mirror, a boy
is laughing at me.

Look at him.
Who is he?



I'm walking in the
big Fun House.
I see a girl in a funny
yellow blouse.

2



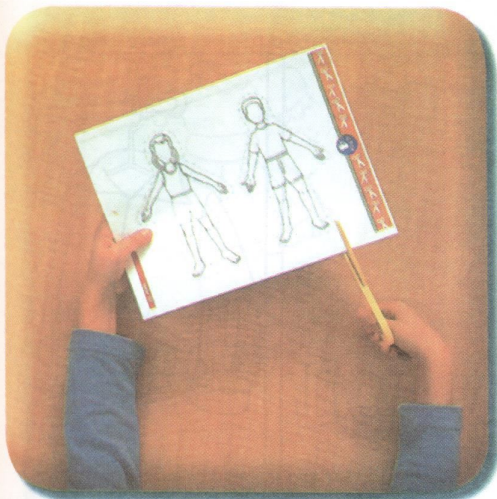
I see a shirt. It's
big. I see shoes.
They're small.
In the mirror, the
boy looks tall!

3

Make a Mobile

 Use the cutouts on page 133.
Talk about the clothes.

Art
Project



What is he wearing?

He's wearing a yellow shirt.



Content connection: art

Unit 4

47

Be Neat

Color.



Copy: I am neat.

Know It? Show It!




Listen and color. Find three blue things in a row.

Review



Make a collage of your favorite clothes.

I love hats!



Unit 4



Unit 4

Performance assessment
See Assessment Package pp. 23–25, 31, 40, 46–47.

5 At Home



Listen and sing.

Let's Make a House!

*Let's make a house
with paper and glue.*

*There's a project
we can do.*

Here are scissors.

Here's a pen.

*Let's cut out shapes
one to ten.*

*Circles and squares
all around.*

*Rectangles fall
on the ground.*

*What's the shape
that's left out?*

*"The triangle!"
we both shout.*

(Chorus)



circle

square


triangle

rectangle





Listen. Look and count. Say.




How many
blue squares
do you see?

I see four blue
squares.



Make a house. Stick. Show and say.



Questions with *how many*; *shapes*;
there is/there are




Listen and point. Listen and say.




1. bathroom



2. bedroom



3. dining room



4. kitchen



5. living room



6. cooking



7. eating



8. reading



9. sleeping



10. watching TV



Look at the picture. Point. Ask and answer.

Where's the mother?

She's in the living room.

What's she doing?

She's reading.




Question formation; simple present;
present progressive; contractions

Grammar

Where's your sister? She's in the living room.

TRACK A63
6

Look and listen. Write the number.




7

Circle the action that is different. Write it and say.

cooking eating reading sleeping watching TV



1. She's _____. She's _____. He's eating.



2. She's _____. He's _____. He's _____.




3. She's _____. He's _____. She's _____.

Look and listen. Say.



9 Color. Write and say.



Question formation; simple present;
present progressive

TRACK A65
10

Listen. Draw lines.

1.



2.



3.



4.



sleeping

reading

cooking

watching TV



TRACK A66
11


Listen and chant.

We Are Busy

She is sleeping.
She is sleeping.
Please don't shout.
Shh! Shh! Shh!

He is eating.
He is eating.
I'd like some.
Yum. Yum. Yum.

We are playing.
We are playing.
Let's have fun!
Fun! Fun! Fun!



Home with Mom

by Philip Thomas

Where are you?
Where are you
hiding?

I'm in the
living room.



Copyright © by Pearson Education, Inc. All rights reserved.

I'm cooking your
favorite food.
Are you hungry?

Yes! The cat is
eating. I want
to eat, too!






What are you doing?

I'm drawing and coloring.

2



What are you drawing?

I'm drawing a house. There are three bedrooms.

3

Make a Fun Wheel

 Draw and cut. Spin and say.

Art
Project



She's sleeping in
the bedroom.



Content connection: art

Unit 5

59

Help at Home

Color.

Make your bed.



Clean the table.




Copy: I help at home.

Know It? Show It!

Cut out the house on page 135.
Listen and draw.

Review



This is my
living room.

Make a room.



Unit 5
I can do it!

Performance assessment
See Assessment Package pp. 23–25, 32, 41, 46–47.

Unit 5

6 On the Farm



Listen and sing.

All Around the Farm

A cow, a duck,
a great big truck!
A goat, a cat,
oh, look at that!

A horse, a hen,
chicks in a pen,
A dog, a rake,
an egg, a snake!

*All around the farm,
what else can we see?
All around the farm,
take a look with me!*

Ducks are swimming.
Sheep are eating.
Birds are flying.
Frogs are jumping.


(Chorus)




Look and listen. Say.



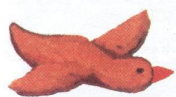
Listen and stick. Say.



Prenominal adjectives; *this*; singular/plural



Look and point. Listen and say.



1. bird
flying



2. cat
climbing



3. cow
eating



4. dog
sleeping



5. duck
swimming



6. farmer
talking



7. frog
jumping




8. horse
running



9. sheep
walking



10. worm
crawling



TRACK A73
5


Look at the picture. Point. Ask and answer.

What are they?

They're sheep.

What are they doing?

They're walking.



Question formation; simple present;
present progressive

Unit 6

65

Grammar

What **is** the fish doing?
What **are** the cows doing?


It's swimming.
They're eating.



6


Look and listen. Draw a line.

1.



It's eating.

2.



They're walking.

3.




It's jumping.

4.



It's flying.

5.



They're sleeping.

TRACK A76

7

Look and listen. Say.

What is it?

It's a bird.

What are they?

They're frogs.

What are they doing?


They're jumping!
Watch out!



TRACK A77

8

Listen and draw.



Questions; contractions; simple present;
present progressive

Unit 6

67

9 Look and write. Say.



They're _____.



It's _____.



They're _____.



It's _____.



They're _____.

eating
flying
running
swimming
walking

10 Listen and chant.

Look and See!

This is fun.
Look and see!
The birds are singing.
They're singing with me.

This is fun.
Look and see!
The birds are flying.
They're flying with me!



Out of My House!

by Yoko Mia Hirano



4



TRACK A79 1



2



3

Make Animal Puppets



Color and cut out the animals on page 137.

Science
Project



Here's a little turtle
and a big horse.



The turtle is my pet. The
horse is on a farm.

Content connection: science; art


Unit 6

71


Take Care of Your Pet

Draw a line from the word to the pet.

Play with your pet.




Brush your pet.



Feed your pet.



Clean up after your pet.



cat
dog
fish
hamster

Copy: I take care of my pet.





Know It? Show It!

Look and say.

Review

What are the horses doing?

They're eating.



You're a frog.
You're jumping.

Play charades.



Unit 6
I can do it!

Performance assessment
See Assessment Package pp. 23-25, 33, 42, 46-47, 50-51.


Unit 6

7

Celebrations



1 Listen and sing.




A Happy Day

*Tuesday is my birthday
and it will be a happy day.
Tuesday is my birthday.
I'll have a party to celebrate.*

I want pizza, lemonade, and cake,
or some ice cream and a nice
milk shake.


I want hot dogs and an apple pie,
and lots of birthday gifts
piled high.

(Chorus)




TRACK B2
2

Look and listen. Say.



TRACK B3
3

Listen and say. Listen and stick.



Questions with *when*, *how old*; days of the week

Unit 7

75



Listen and point. Listen and say.

- | | | | | |
|--|--|---|--|---|
| 1.  | 2.  | 3.  | 4.  | 5.  |
| cake | fish | hamburgers | ice cream | lemonade |
| 6.  | 7.  | 8.  | 9.  | 10.  |
| milk | juice | pizza | rice | salad |
| | | | | 11.  |
| | | | | sandwiches |



**5 Look at the picture.
Point. Ask and answer.**

What does
he have?



He has lemonade.



**6 Ask and answer
about you.**

Do you like
lemonade?

Yes, I do.



Question formation; verbs *have, like*

Unit 7

77

Grammar

What does she have? She has cake.
What do you have? I have cake.



Look and listen. Circle.



1. She has

cake.



a hamburger.



2. I have

a hot dog.



pizza.



3. He has

two hot dogs.



two presents.



4. He has

pizza.



a sandwich.



5. I have

milk.



lemonade.



6. She has

three balloons.



three hats.



8 Look and listen. Say.

I have a hot dog
and milk. What
do you have?

I have salad
and lemonade.


Look! I have
cake, too!



Oh, no! Now the
bird has my cake!



9 Listen and draw.



I have salad, pizza, and orange juice.

Questions with *have*; first, second, third
person singular; food



Listen and write.

cake ice cream milk rice salad

1. I have _____ on Monday.
2. I have _____ on Tuesday.
3. I have _____ on Wednesday.
4. I have _____ on Thursday.
5. I have _____ on Friday.



Listen and chant.

A Celebration

Today I have a present.
It's little, blue, and round.
It's for a celebration,
and it makes a funny sound!

Today I have a present
in a box that's green and square.
It's for a celebration.
It's something I can wear!

Today I have a present.
Whatever can it be?
It's for a celebration.
Come, open it with me!





Many rabbits come to the party.

Rabbit Joe has carrot soup and lettuce pie.

He does not need pizza, cake, or ice cream!

Rabbit Joe Has a Party

by Yoko Mia Hirano



Rabbit Joe is planning a party.

Rabbit Sue says he needs pizza, cake, and ice cream.


Rabbit Joe has a garden with vegetables.

He does not have pizza, cake, or ice cream.



2

Rabbit Joe has carrots and lettuce.
He loves to eat vegetables.




3

Time for Presents



**Cut out the present on page 139.
Cut and tape. Draw and say.**

Art
Project



Content connection: art

Unit 7

83

Celebrate Special Days

Color.



Father's Day



Christmas



Birthday

Copy: I celebrate special days.

Know It? Show It!


Make a food pocket game.

Review

Is it a hot dog?


Guess the Food

Yes, it is.



Do you like hot dogs?

Yes, I do.



Draw your favorite foods.

My favorite foods are fish and oranges.



Performance assessment
See Assessment Package pp. 23–25, 34, 43, 46–47.



Unit 7

85

8 Play Time

TRACK B15
1

Listen and sing.



The Toy Box

I have a toy box, big and brown.
I look inside and find a clown.
I have a toy box with twelve toys,
some toys for girls,
some toys for boys.

Clap your hands!
Clap your hands!
I play all day with my toy box.

I have a toy box. I look inside.
I see it's empty—now I can hide!

(Chorus)





Look and listen. Say.

in
on
under

Where is
the crayon?

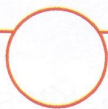

It's on
the book.




Count and say. Stick.




eleven




twelve




thirteen





fourteen




fifteen





sixteen





seventeen




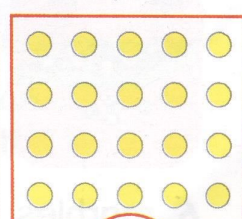
eighteen



nineteen



twenty



Questions with *where*; prepositions of
location; numbers




4 Listen and point. Listen and say.



1. bikes



2. blocks



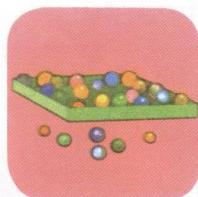
3. boats




4. dolls



5. kites




6. marbles



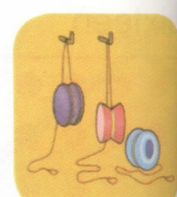
7. planes



8. skates



9. trains



10. yo-yos



TRACK B19

5

Look at the picture. Point. Ask and answer.


What does she want?



She wants some blocks.



Where are the blocks?



They're on the shelf.

Question formation; verb want;
prepositions of location

Unit 8

89

What do
you want?



I want a ball.



bike
book
car



Listen and write. Draw a line.

1. I want a blue _____.



2. I want a red _____.



3. I want a green _____.




Grammar

Where's the ball? It's in the toy box.



Listen and circle. Draw a line.

1. The ball is **on** / **under** the chair.



2. The kite is **on** / **in** the toy box.




3. The doll is **under** / **on** the table.



Look and listen. Say.



9 Draw and write.



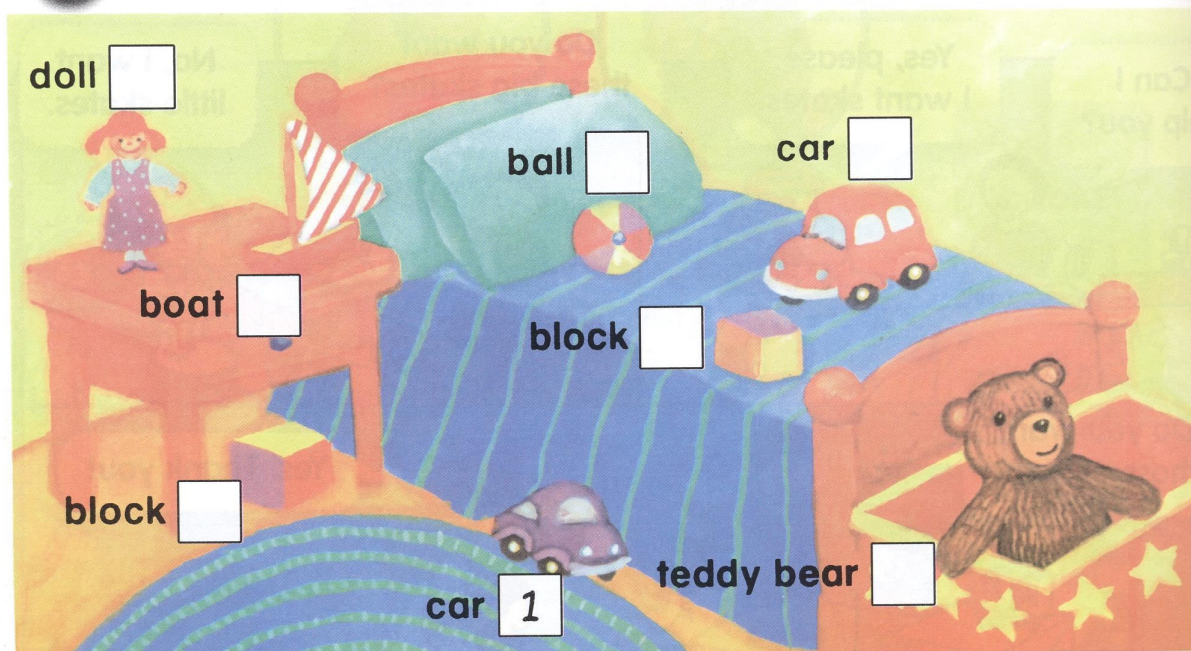
The _____ is in the toy box.

The _____ is on the toy box.

Toys; verb want; prepositions of location



Look and listen. Write the number.



Listen and chant.

Where Is the Boat?

Where is the boat?

The boat is on the block.

The boat is on the block.

Where is the block?

The block is on the bike.

The block is on the bike.

Where is the bike?

The bike is rolling away!

Oh, no! Oh, no! Oh, no!

Oh, no! Oh, no!
Oh, no!



I say, "Oh, I see.
Maria likes my teddy bear.
I think that I'll just leave him there."





Where's My Bear?

by Yoko Mia Hirano

I say, "I want my teddy bear.
Where is it, Dad?"


He says, "We'll look for it.
Don't be sad."



I say, "I want my teddy bear. It is red."
I look on my desk, and I look under
my bed.



I say, "I want my teddy bear.
Where can it be?"
Mom says, "I know where it is.
Come with me."



Make a Toy Box



Cut out the toy box label on page 141.

Art
Project



What's in your
toy box?

I have a plane
in my toy box.




Content connection: art

Unit 8

Share with Others

What toys do you share? Circle the toys.

Share with your friends.



Copy: I share my toys.

Know It? Show It!

Look. Ask and answer.

Review

What do you want?

I want a balloon.



you



she



he



you



she



he



she



you

Say where each toy is.



The ball is on the desk.

Unit 8



Performance assessment
See Assessment Package pp. 23–25, 35, 44, 46–47.

Unit 8

97

9

At the Playground



Listen and sing.

Having Fun




We're at the playground.
We're kicking a ball.
We're *dancing* around.
Come and join us all!

We're taking a walk.
We're having a snack.
We're stopping to talk.
Put down your backpack!

We're having fun!
We're having fun!

We're singing a song.
We're flying a kite.
We're marching along
from morning till night!


(Chorus)





2

Look and listen. Point and say.



3

Listen and stick. Say.



This yo-yo is pink.
These planes are purple.




That ball is brown.
Those skates are red.


Demonstrative adjectives; colors

Unit 9

99



Listen and point. Listen and say.



1. catching



2. eating



3. kicking



4. singing




5. throwing



6. jumping rope



7. playing a game



8. riding a bike



9. roller skating



TRACK B32
5


Look at the picture. Point. Ask and answer.

Is he
jumping rope?

No, he isn't.

Is he singing?

Yes, he is.



Question formation; present progressive

Unit 9

101

Grammar

Is he singing?

No, he isn't.


Is she Reading a book

Yes, she is.



Look and listen. Read and circle.

1. Is he catching a ball?



Yes, he is.

No, he isn't.

2. Is he kicking a ball?



Yes, he is.

No, he isn't.

3. Is she sleeping?



Yes, she is.

No, she isn't.

4. Is she jumping rope?



Yes, she is.

No, she isn't.

5. Is he throwing a ball?



Yes, he is.

No, he isn't.

6. Is he roller skating?



Yes, he is.

No, he isn't.



Look and listen. Say.



Listen and draw.



One boy is jumping rope.
Two girls are kicking a ball.

Outdoor activities; present progressive

Unit 9

103



Listen and write. Draw a line. Color.

1. She's _____
a ball.

2. He's _____
rope.

3. She's _____
a bike.

4. He's _____
a ball.



Listen and chant.


Kicking, Singing, Skating



He's kicking.
He's kicking.
He's kicking a ball.



He's singing.
He's singing.
He's singing a song.




He's skating.
He's skating.
Watch out. Don't fall!

Tony is catching at the playground.
And he's reading, too.
He's having fun!



Tony Is Reading

by Penny Young



Tina says, "Tony, let's go to the playground."


Tony says, "I'm reading."

Tina says, "You can read at the playground."



2

Tony is swinging at the playground.
And he's reading, too.



3

Tony is sliding at the playground.
And he's reading, too.

Make Action Puzzles

 Draw and color. Cut. Show and say.

Art
Project



She's riding a bike.
She's skating. He's
kicking a ball.



Content connection: art

Unit 9


107

Be Healthy


Look and read. Act it out.




Play soccer.



Jump rope.



Swim.




Ride a bike.

Copy: I get exercise.

Know It? Show It!

Look and say.


Review



Use cutouts on page 141.

These skates are green.
I want these skates.

This train is blue.
I want this train.



Unit 9



Performance assessment
See Assessment Package pp. 23–25, 36, 45–47, 52–53.

Unit 9

109



Listen and say.



Listen and say. Point to the picture below.




Listen and say. Write the letter.



___pple



___ish



___at




___ird



___ame



___at



___lephant



___og



1 Listen and say.



2 Listen and say. Point to the picture below.




3 Listen and say. Write the letter.

1




___ce cream

2



___onkey

3



___encil

4



___ite

5



___urse

6



___ion

7



___acket

8



___ueen

9



___range



Listen and say.



Listen and say. Point to the picture below.



Listen and say. Write the letter.



1


__iolin

2



fo__

3



__andwich

4




__o-yo

5




__mbrella

6



__able

7




__obot

8



__ebra

9



__indow




1 Listen and say.




2 Listen and say. Point to the picture.


1



2



3



4




3 Listen. Which words have the same sound as the **in en**? Circle the number.

1



2



3



4



4 Read. Underline the words with the same sound as the **p** in **pen**.

This is my puppet. Her name is Pat. She has a pink shirt and purple pants. I like to play with Pat in the park.





5 What is in your backpack? Write words that have the same sound as the **p** in **pen**. Say.



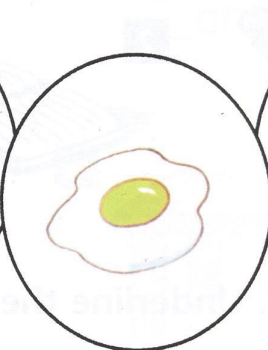

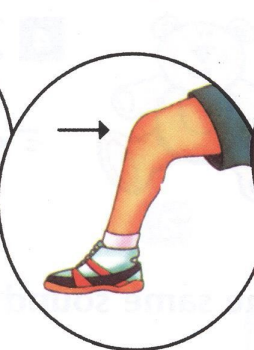

1 Listen and say.



2 Listen and say. Point to the picture.




3 Listen. Which words have the same sound as the *e* in *bed*? Check the boxes.



4 Read. Underline the words with the same sound as the *e* in *bed*.

This is my brother Ken. He's ten. He likes yellow shirts and shoes. His favorite drink is lemonade.



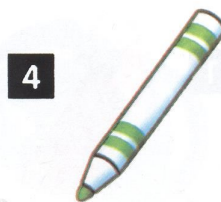


5 Look around you. Write words that have the same sound as the *e* in *bed*. Say.




1 Listen and say.



2 Listen and say. Point to the picture.




3 Listen. Which words have the same sound as the *r* in *red*? Trace the shapes.



4 Read. Underline the words with the same sound as the *r* in *red*.

This is grandfather's farm. His two horses are Brownie and Star. They are running to the river to drink water.



5 Write letters to make words with the same sound as the *r* in *red*. Say.


I have a new ___ed ___obot. It's a bi___thday p___esent
from my siste___ Ma___ia. My pa___ty was fun!




1 Listen and say.



2 Listen and say. Point to the picture.




3 Listen. Which words have the same sound as the **b** in **ball**? Check the stars.



4 Read. Underline the words with the same sound as the **b** in **ball**.

Billy is my baby brother. He likes to bounce his big blue and white ball. He likes to play in his bedroom.



5 Write words that have the same sound as the **b** in **ball**. Say.

two animals: _____


two rooms in a house: _____



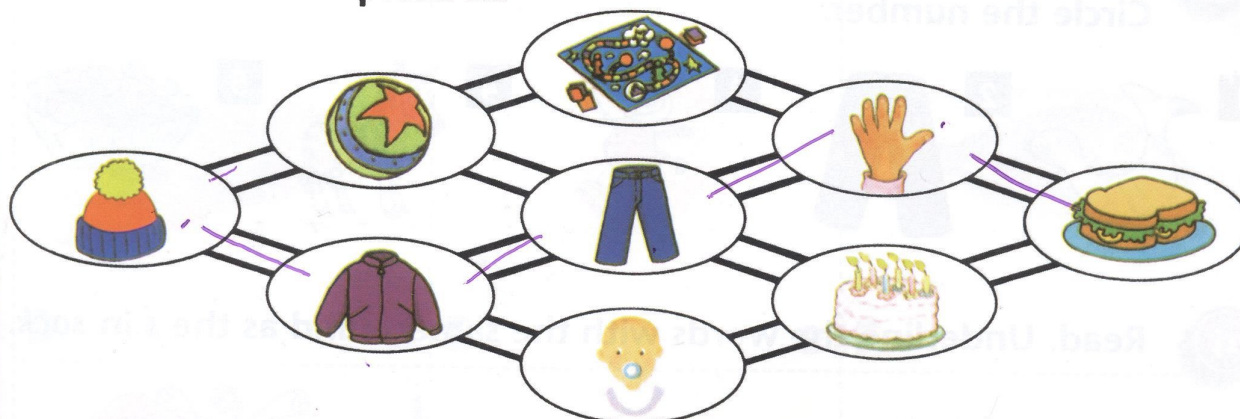
1 Listen and say.



2 Listen and say. Point to the picture.




3 Listen. Which words have the same sound as the **a** in *bat*? Connect the pictures.



4 Read. Underline the words with the same sound as the **a** in *bat*.

Oh, no! There's a happy ant on my sandwich. And there are more ants walking on my salad, my apple, and my cake!



5 Write words that have the same sound as the **a** in *bat*. Say.



back pack



Sandwich




Triangle



1 Listen and say.



2 Listen and say. Point to the picture.



3 Listen. Which words have the same sound as the **s** in **sock**? Circle the number.



4 Read. Underline the words with the same sound as the **s** in **sock**.


My sister Sonia is having a birthday party on Saturday. She will be seven. Sonia wants lots of presents!



5 Write words that have the same sound as the **s** in **sock**. Say.

two kinds of clothes: _____

two days of the week: _____



A

a



B

b




C

c



D

d



E

e



F

f




G

g



H

h



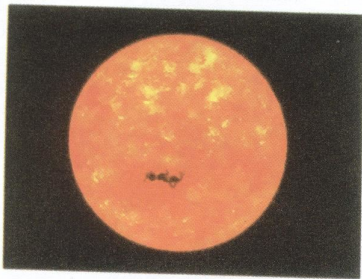
I

i



 <p>J</p>	 <p>j K</p>	 <p>k L</p>
 <p>M</p>	 <p>m N</p>	 <p>n O</p>
 <p>P</p>	 <p>p Q</p>	 <p>q R</p>
		 <p>r</p>

back pack
Sandwich
Tina angle



S

s T



t u



u



v


v w



w x



x



y

y z



z




back pack
sandwich
triangle

Subject Pronouns



I



you



he




she




it



we



you



they

Simple Present of Be

I am
you are
he is
she is
it is

we are
you are
they are

I am six.



She is 6 today.



Present of Have

I have
you have
he has
she has
it has

we have
you have
they have

I have ice cream.



He has ice cream.




Present Progressive

I'm walking
you're walking
he's walking
she's walking
it's walking

we're walking
you're walking
they're walking

I'm walking
to school.


They're walking
to school too.



Questions with Be Yes/No Questions


Are you 6?

No, I'm 7.



Is she your sister?

Yes, she is.



Information Questions



Where's your doll?













What are they?

They're frogs.

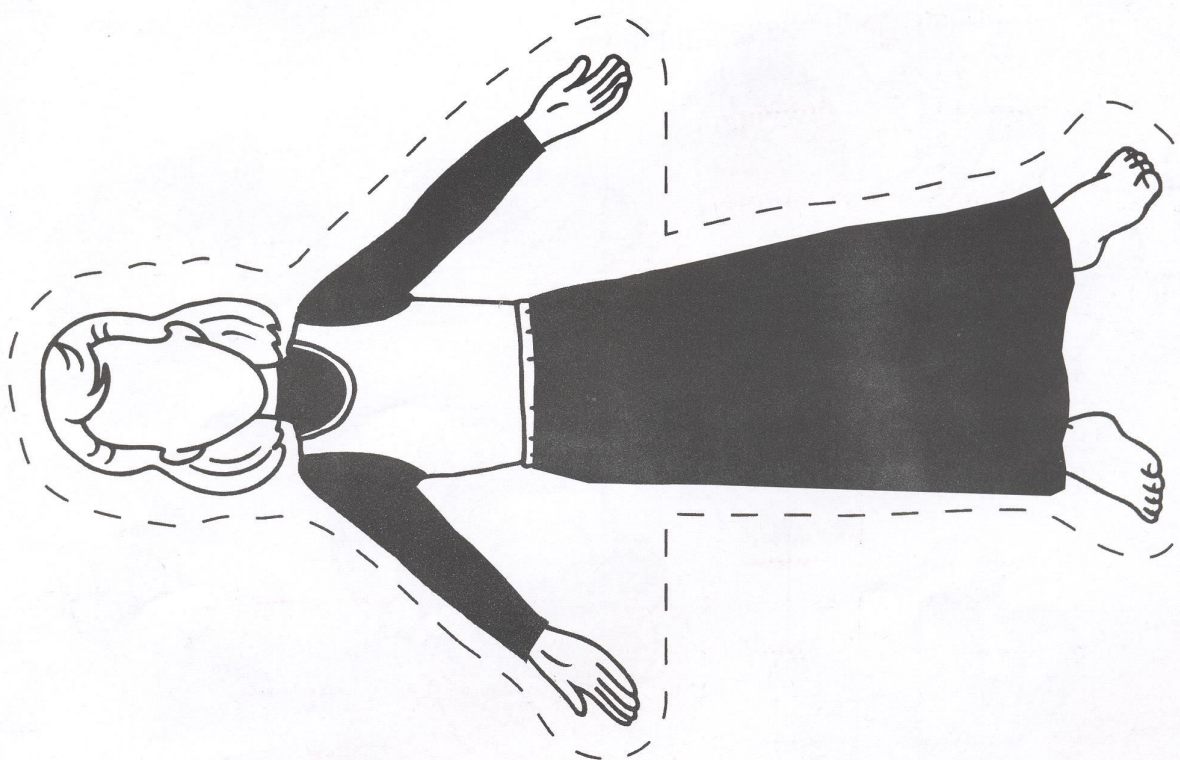
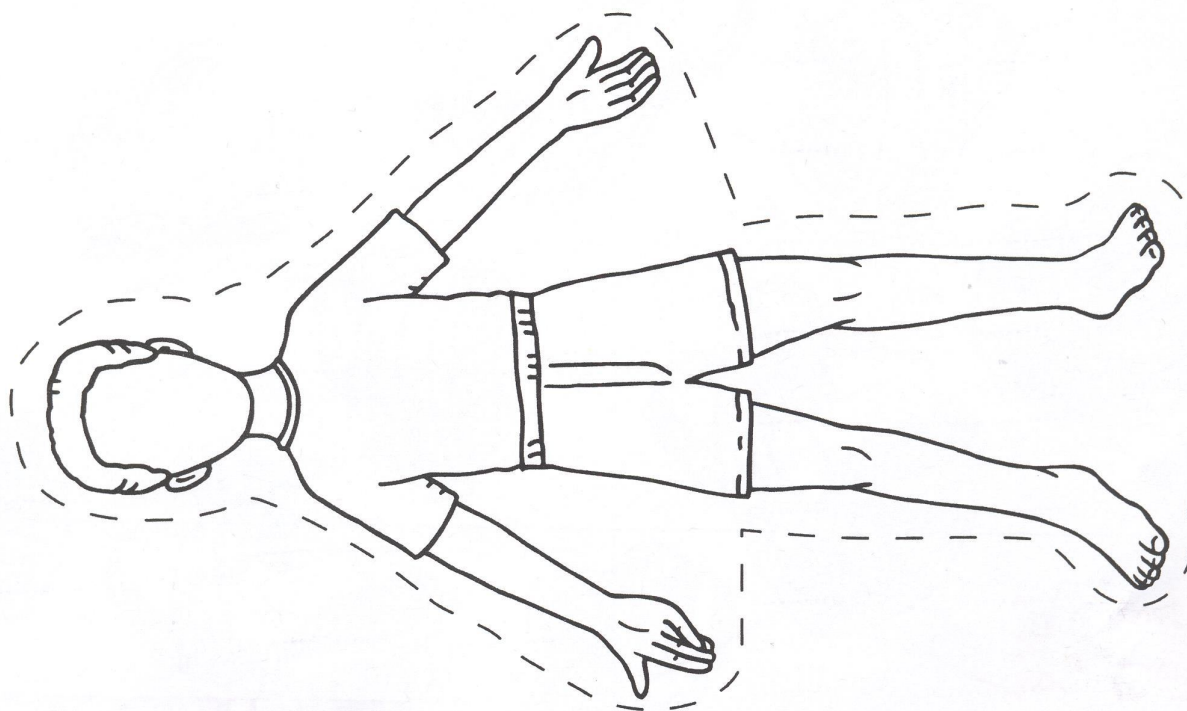


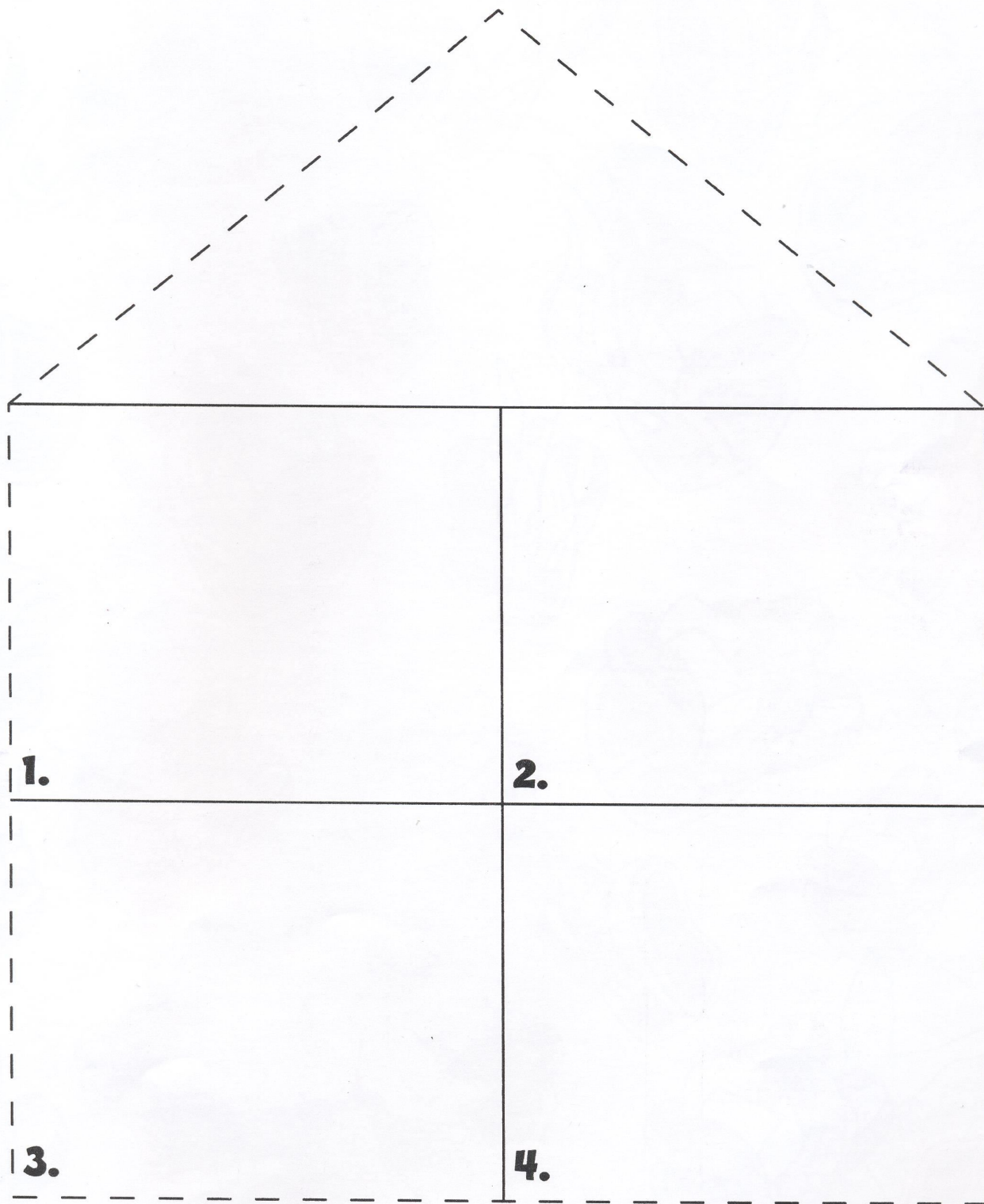










Units
4









's

Toy Box

