

# BACKPACK

Starter

Second Edition



Mario Herrera • Diane Pinkley

Contributing Writer  
Yoko Mia Hirano



PEARSON  
Longman

# Contents

<b>1</b> Fun in Class . . . . .	2
<b>2</b> My Family . . . . .	14
<b>3</b> All About Me . . . . .	26
<b>4</b> My Clothes . . . . .	38
<b>5</b> At the Toy Store . . . . .	50
<b>6</b> People Around Town . . . . .	62
<b>7</b> Swinging and Sliding . . . . .	74
<b>8</b> Animal Friends . . . . .	86
<b>9</b> Food I Like . . . . .	98
ABC Cards . . . . .	111
Cutouts . . . . .	117
Stickers	

# Backpack Song

It's time to open **Backpack**  
and see what we can see.  
We'll have lots of adventures.  
Explore **Backpack** with me!

**Backpack** is full of fun things  
we use each day in school.  
Stories, puzzles, songs, and games—  
**Backpack** is really cool!

It's time to open **Backpack**  
and see what we can see.  
We'll have lots of adventures.  
Explore **Backpack** with me!

**Backpack** is full of fun and facts,  
projects and pictures, too.  
We're learning English, we're never bored.  
There are great new things to do!

It's time to open **Backpack**  
and see what we can see.  
We'll have lots of adventures.  
Explore **Backpack** with me!



# 1 Fun in Class

TRACK A3  
1 Listen and sing.

Colors! Colors!  
See the colors!  
Yellow! Yellow!  
Show me yellow.

Red! Red!  
Show me red.  
Red! Red!  
Show me red.



TRACK A4  
2 Listen and point.

1



2




3








4



5



Is it yellow?

5  6  7  8  

School supplies; colors; numbers

**3 Trace and color. Say.**


Circle!



**4 Listen and point. Color and say.**



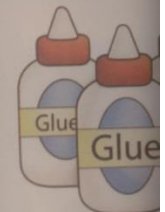
Blue circle,  
green circle . . .




**5 Count**

100  
1000

**6 Count**



5 Count and trace. Say.



6 Count and draw a line.




1  
2  
3






7 Cut page 117.  
Glue and say.



8 Draw 1  
or 1 ye  
classro




9 Count



It's a blue crayon.


8 Draw 1 blue thing, 1 green thing, or 1 yellow thing found in your classroom. Say.



9 Count and circle. Say the number.



1 2 3






1 2 3



1 2 3



Listen and say. Chant.




Listen and say. Which word doesn't have the sound? Circle the number.

1. 1      2      3
2. 1      2      3
3. 1      2      3



Listen to the word parts. Say the word. Point.




ve the

Point.

# One, Two, Three

by Yoko Mia Hirano




One teacher. One child. 



Copyright © by Pearson Education, Inc. All rights reserved.

All new friends.


One, T  
ut and p



2


One table. Two chairs.

Which word doesn't belong?



Two chairs. Three children.

3



# One, Two, Three

Cut and play. ✂

Math  
 $1+2=3$   
Project



Content connection: math

Unit 1



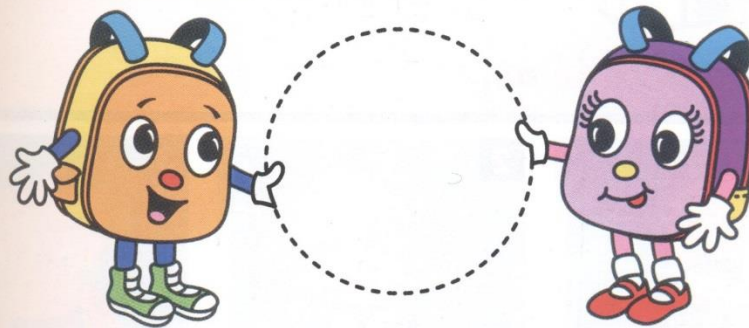
# Know It? Show It!

Look and say.

Review

A sequence of three rows of objects connected by arrows. Row 1: A white marker and blue cap on a red background, followed by a pair of red scissors on a yellow background, followed by a yellow pencil on a blue background. Row 2: A girl holding a book on a green background, followed by a yellow crayon on a red background, followed by a purple book with a cat on a yellow background. Row 3: A white sheet of paper on a blue background, followed by a glue bottle on a green background, followed by three blue dots on a red background. A yellow star is on the right side of the third row.

Now I Can!



Performance assessment  
See Assessment Package pp. 1–2, 5, 14–15.

Unit 1

13



# 2 My Family

TRACK A12  
1

Listen and sing.

Hello, hello!  
Hello, family.

Hello, hello!  
Hello, family.



Hello, hello!  
Hello, family.

Hello, hello!  
Hello, family.



TRACK A13  
2

Listen and point.





Who do you see?



Family members

TRACKATS  
3


Listen and point. Say. Color.



4 Trace a

5 Count


4 Trace and color. Say.



5 Count. Trace and write. Say.



4





od-bye!

TRACK A16  
**6**

**Cut page 117.  
Look and listen.  
Glue and say.**

The mother is in  
the living room.




Draw yo

Trace





**7** Draw your family. Say the names.





**8** Trace and say. Connect the dots in order.

1 2 3 4





**9 Listen and say. Chant.**



**10 Listen and say. Which word doesn't have the sound? Circle the number.**

- 1. 1      2      3
- 2. 1      2      3
- 3. 1      2      3



**11 Listen to the word parts. Say the word. Point**





have the

rd. Point.



I have 4 brothers.

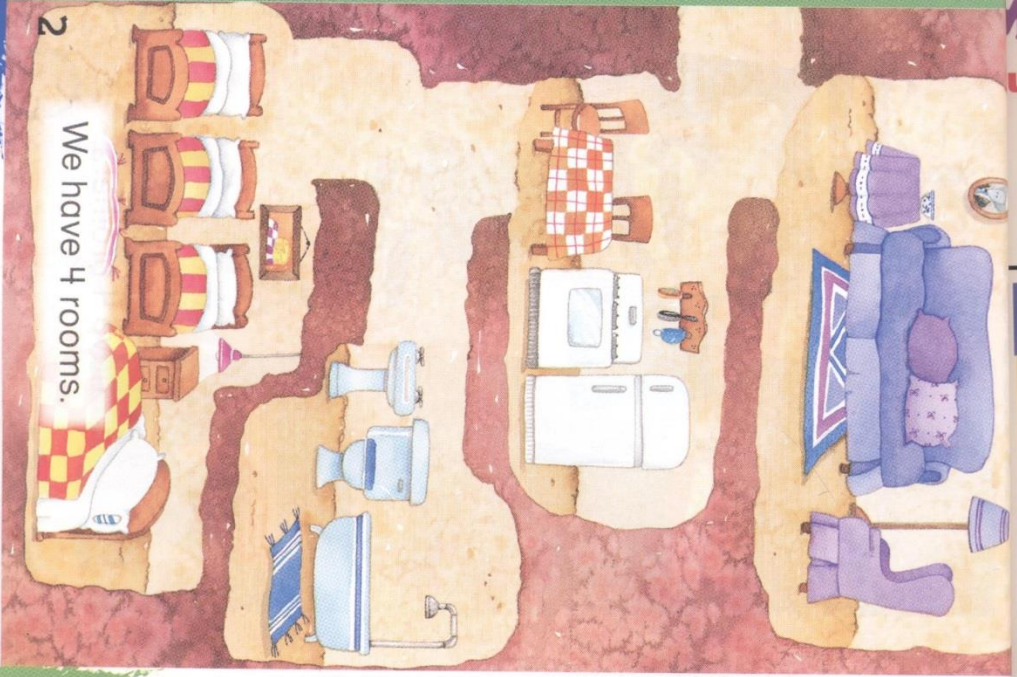


But we have lots of fun!

# A Mouse Family


by Yoko Mia Hirano





2

We have 4 rooms.




3

We have 4 beds in the bedroom.

# My Family Album

Cut and draw. 




Content connection: art

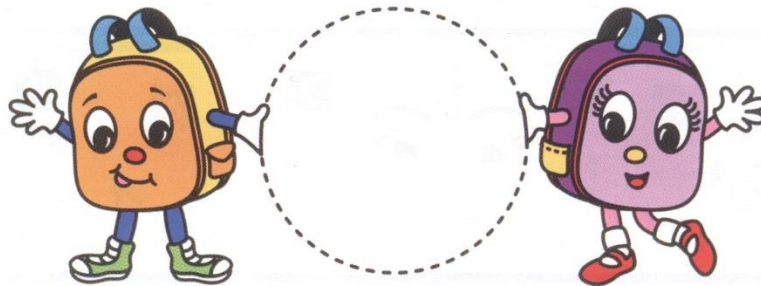
# Know It? Show It!

Spin the . Say.

  
Review



Now I Can! 



Performance assessment  
See Assessment Package pp. 1-2, 6, 14-15.



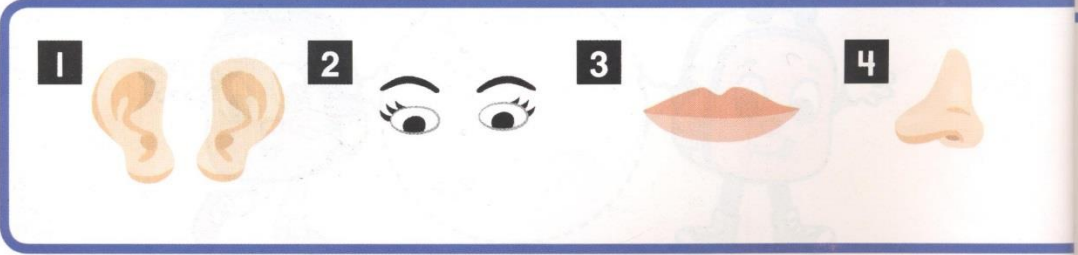
# 3 All About Me

## 1 Listen and sing.

Clap your hands  
and stomp your feet!  
Wiggle your nose  
and touch your toes!  
Bend your knees  
and now smile, please!  
Clap your hands  
and stomp your feet!

Point to  
your ears!

## 2 Listen and point.





Parts of the body; commands

**3 Trace and color. Say.**

Triangle!



**4 Color and say.**








**5** Count and trace.




5


**6** Count the shapes and circle. Listen and check.



3 4 5



3 4 5



3 4 5


7 Cut page 119. Glue and say.

Look at my clown.



TRACK A22  
8

Look and listen.



9 Draw and circle. Say.



I'm happy.

I'm sad.


Emotions; I'm

Unit 3

31



Listen and say. Chant.





Listen and say. Which word doesn't have the sound? Circle the number.

- 1. | 2 3
- 2. | 2 3
- 3. | 2 3



Listen to the word parts. Say the word. Point.



# Hide and Seek

by Henry Gibson

Where are you?  
Oh, look!  
I see hands.



I see you!  
I love hide  
and seek.



Copyright © by Pearson Education, Inc. All rights reserved.





2



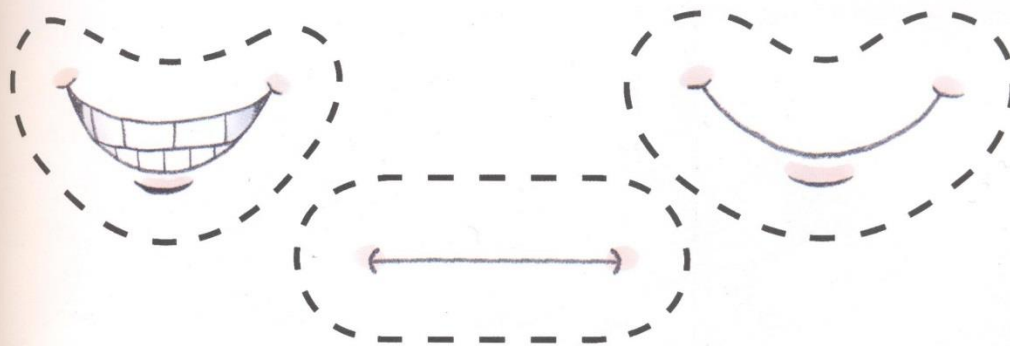
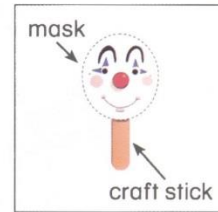

3





# Make a Mask

Cut and stick. ✂



Content connection: art

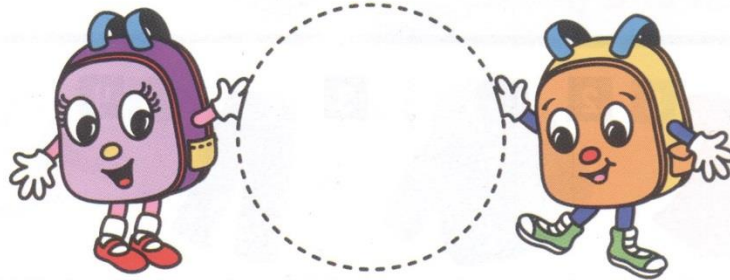
# Know It? Show It!

Look and say.

Review



Now I Can!



Performance assessment  
See Assessment Package pp. 1-2, 7, 14-17.

Unit 3



# 4 My Clothes

TRACK A32  
1

Listen and sing.

It's cold.  
It's cold.  
Brrr!  
Put on the jacket!

It's hot.  
It's hot.  
Phew!  
Take off the sweater!

It's rainy.  
It's rainy.  
Open the umbrella!



TRACK A33  
2

Listen and point.

1



2



3



4







What are you wearing?



5



6



7



8






Clothing; weather; it's; wearing






**3 Trace and color. Say.**

Rectangle!



**4 Color. Look and circle.**

1.



2.



TRACK A35  
5

Count. Write the number. Listen and check.  
Say.

1.




2.





3.



4.




**6** Cut page 119.  
Glue and say.





he's  
norts.

**7** Draw your favorite clothes. Say.



**8** Look and draw a line. Say.



Clothing; weather




Unit 4

43





9 Listen and say. Chant.




10 Listen and say. Which word doesn't have the sound? Circle the number.

- 1. | 2 3
- 2. | 2 3
- 3. | 2 3




11 Listen to the word parts. Say the word. Point.





# My Shoes


by Barbara Tomlin



Where are my shoes?  
Do you see them?








Where are my shoes? Are they here?

2



Where are my shoes? Are they here?

3



# My Backpack

Make a backpack. ✂

Art  
Project



Content connection: art

Unit 4

47


# Know It? Show It!

Play Bingo.

Review



Now I Can!



Performance assessment  
See Assessment Package pp. 1-2, 8, 14-15.

Unit 4

# 5 At the Toy Store



**1 Listen and sing.**


What do you see at the toy store?  
I see a truck. I see a truck.  
What do you see at the toy store?  
I see a truck for me.

What do you see at the toy store?  
I see a doll. I see a doll.  
What do you see at the toy store?  
I see a doll for me.

What do you see at the toy store?  
I see a game. I see a game.  
What do you see at the toy store?  
I see a game for me.



**2 Listen and point.**



What do you see?



Toys

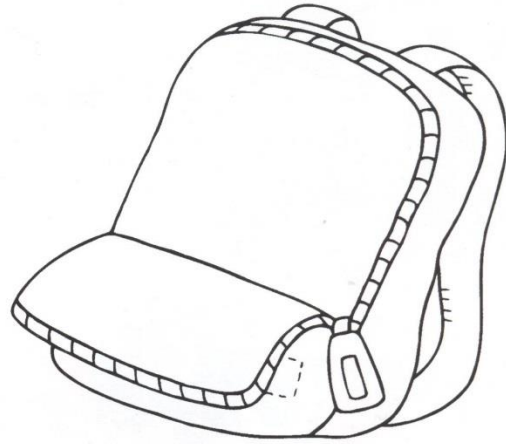
3 Count and trace. Choose 6 or 7. Draw and say.




6



7




4 Look and color. Say.




ay.

5


Count and draw a line. Listen and check.




4



5



6



7




**6** Look and listen. Say.




**7** Cut page 121. Glue and say.


**8 Draw and say.**



What toys do you like?



**9 Listen and check. Say.**

1.



2.



3.



4.




5.



Toys; counting; I want



Listen and say. Chant.



Listen and say. Which word doesn't have the sound? Circle the number.

- 1. | 2 3
- 2. | 2 3
- 3. | 2 3




Listen to the word parts. Say the word. Point.



# Let's Count!

by Yoko Mia Hirano




I count two circles.  
I see a teddy bear.




Copyright © by Pearson Education, Inc. All rights reserved.

I count seven rectangles.  
What do you see?



2  
I count four squares.  
I see a doll house.

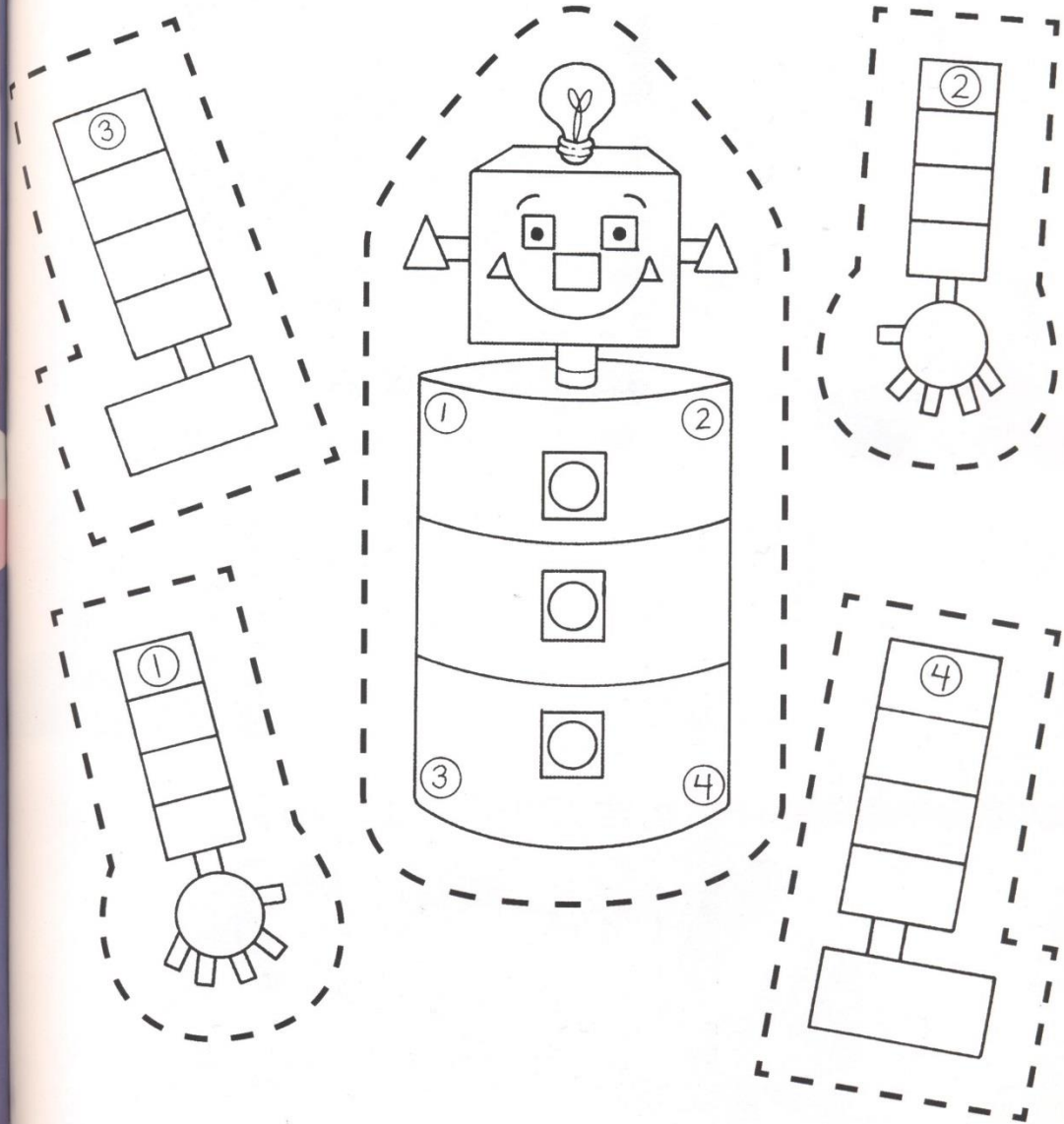


I count six triangles.  
I see an airplane.

3

# My Robot

Make a toy robot. ✂




Content connection: art

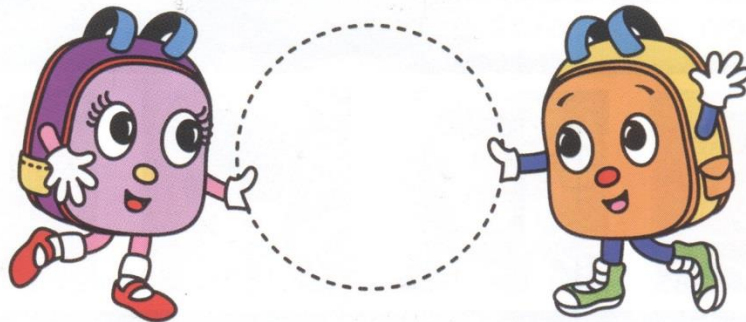
# Know It? Show It!

Look and say.

Review



Now I Can!




Performance assessment  
See Assessment Package pp. 1–2, 9, 14–15.

Unit 5

# 6 People Around Town

TRACK B12  
**1 Listen and sing.**





Round and round and round  
the town we go.  
I'm a bus driver.  
I drive a bus.  
Take a ride.  
Come with us.  
I'm a bus driver.  
Here we go.  
Do you see anyone you know?  
Round and round and round  
the town we go.  
Round and round and round  
the town we go.


TRACK B13  
**2 Listen and point.**







She's a dentist.



**3** Count and trace.



88 99


**4** Count and draw lines. Say.



7  
8  
9

TRACK BTLS  
5

Count and color. Listen and check.



Counting; numbers; colors; shapes



Unit 6

65

**6** Cut page 121.  
Glue and say.



She's a nurse.




7 Draw a helper. Say.



8 Color and check. Say.

She's a  
firefighter.




Helpers; verb *be*





**Listen and say. Chant.**




**Listen and say. Which word doesn't have the sound? Circle the number.**

- 1. | 2 | 3
- 2. | 2 | 3
- 3. | 2 | 3



**Listen to the word parts. Say the word. Point.**



it.



"And who am I?" I asked my mom.  
She smiled at me.  
"You're my helper!" she said.

4

# The Shopping Trip

by Margarida Caceres




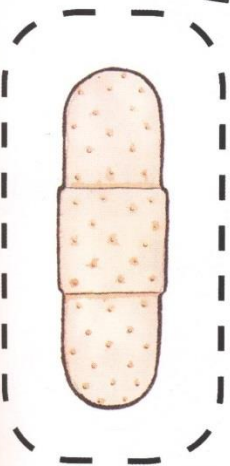
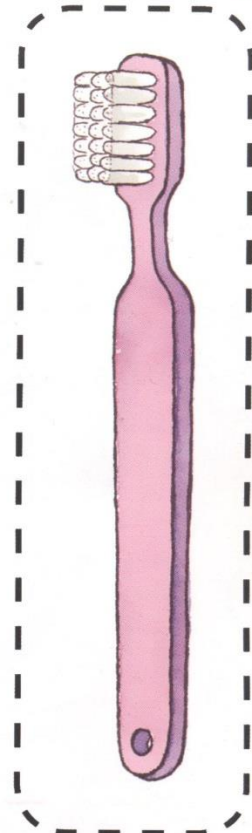
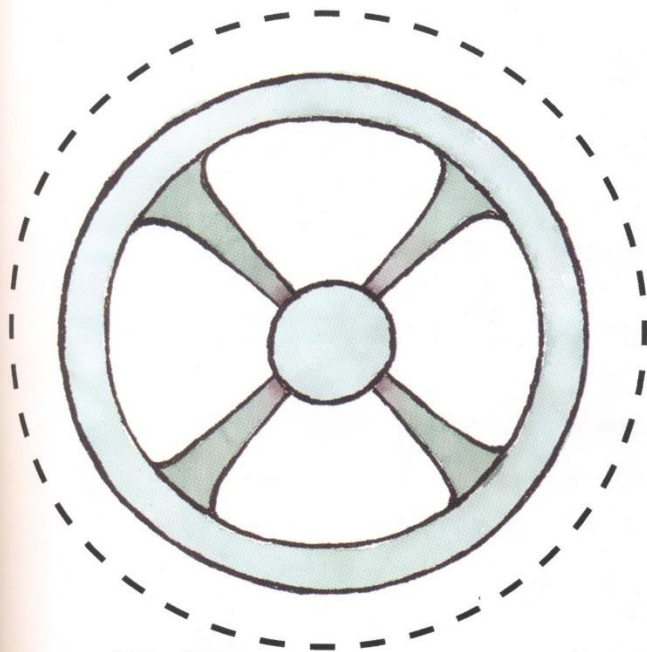
"Who is he?" I asked my mom.  
"He's a police officer," she said.





# Role Play

Cut out and role play! 



Content connection: art


# Know It? Show It!

Spin and say.

Review



Now I Can!



Performance assessment  
See Assessment Package pp. 1–2, 10, 14–15, 18–19.

Unit 6

# 7 Swinging and Sliding



## 1 Listen and sing.

She's swinging.  
She's swinging,  
swinging in  
the playground.  
He's jumping.  
He's jumping,  
jumping in the  
playground now!

I'm singing.  
I'm singing,  
singing in  
the playground.  
We're playing.  
We're playing,  
playing in the  
playground now!



## 2 Listen and point.

1



2




3



4






I'm sliding down the slide.



Playground actions; equipment


TRACK B24  
3

Listen and point. Say.



4


Count and trace. Say.



5 Color and count. Say.

out

There are  
7 triangles!





**6** Cut page 123.  
Glue and say.





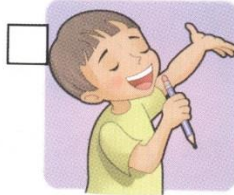
ning.

7 What are you doing in the playground? Draw and say.



TRACK B26  
8

Listen and check. Say.



Action verbs; present progressive



Unit 7

79





**9 Listen and say. Chant.**



**10 Listen and say. Which word doesn't have the sound? Circle the number.**

- 1. | 2 3
- 2. | 2 3
- 3. | 2 3



**11 Listen to the word parts. Say the word. Point.**



# Having Fun!

by Tony Purcell

I'm climbing up  
the jungle gym.

I'm running  
home! I'm dirty!

Copyright © by Pearson Education, Inc. All rights reserved.

TRACK B 30

4






I'm sliding down the slide.

Oops! I'm falling in the puddle.



# Play Hopscotch!

Trace. Make a hopscotch game!



Content connection: art


Unit 7

83

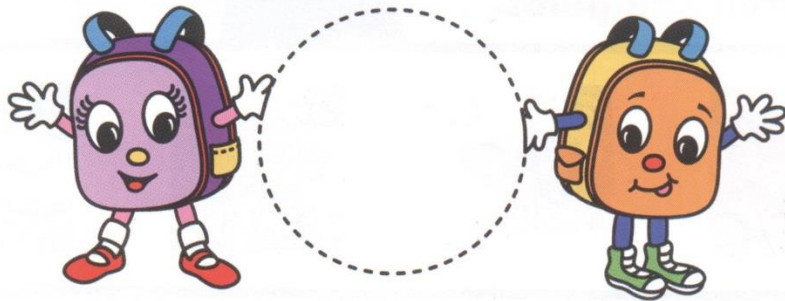
# Know It? Show It!

Look and say.

Review



Now I Can!




Performance assessment  
See Assessment Package pp. 1-2, 11, 14-15.

# 8 Animal Friends

TRACK B31  
1

Listen and sing.




Bears are climbing.  
Seals are swimming,  
at the zoo, at the zoo.

Birds are flying.  
Lions are sleeping,  
at the zoo, at the zoo.


TRACK B32  
2

Listen and point.






The elephant  
is drinking  
water.




Animal actions; present progressive



Draw lines. Listen and point. Say.



big



little

4 Count. Write the number.



\_\_\_\_\_



\_\_\_\_\_





\_\_\_\_\_



\_\_\_\_\_

Animals; counting

**5** Cut page 123.  
Glue and say.



s big.


6 Draw your favorite animal. What is it?



7 Trace and say.



It's big.



It's little.



Animals; descriptive adjectives

Unit 8

91



**Listen and say. Chant.**



**Listen and say. Which word doesn't have the sound? Circle the number.**

- 1. | 2 3
- 2. | 2 3
- 3. | 2 3



**Listen to the word parts. Say the word. Point.**



e

nt.

# Henrietta Hippo

by Mario Herrera



City Zoo

City Zoo

Henrietta Hippo has a new home.  
She's moving to the City Zoo.



Ready?



Hello, Henrietta, hello.  
Welcome to our zoo.  
We're happy to see you!

Copyright © by Pearson Education, Inc. All rights reserved.



2

Henrietta is a little sad and scared.  
Are the animals friendly?


Henrietta looks up in the air.  
Peter the parrot is flying and talking.

3

# The Zoo

Make a puzzle! 

Art  
Project



Content connection: art

Unit 8


95



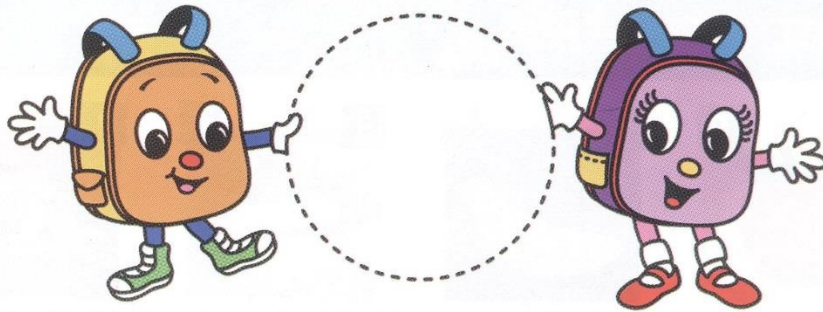
# Know It? Show It!

Look and say.

Review



Now I Can!



Performance assessment  
See Assessment Package pp. 1–2, 12, 14–15.

Unit 8

# 9 Food I Like

TRACK B40  
1

Listen and sing.

Let's have a picnic.  
Let's sit in the shade.  
Do you want a sandwich?  
I want lemonade!  
Picnic . . . in the park!










TRACK B41  
2


Listen and point.




3 Count and write. Say.



**4** Look and color. Say the color.




**5** Look and listen. Say.



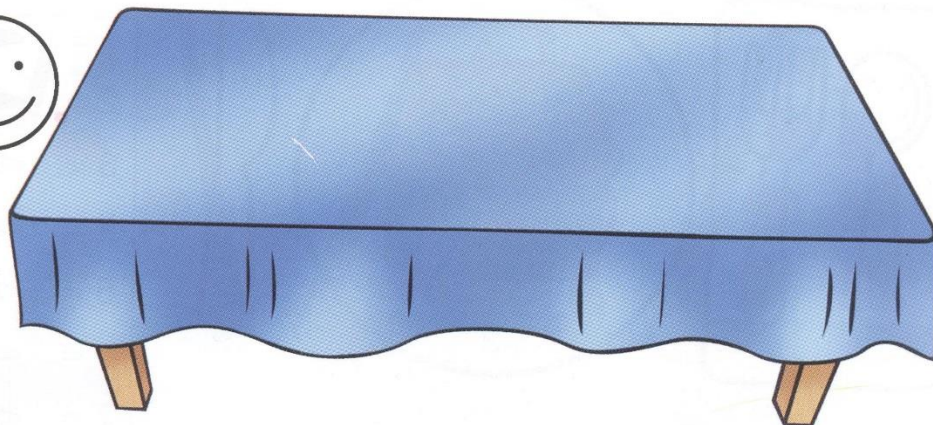
Foods; colors; What do you want?

TRACK 845  
6

Cut page 125.  
Glue and say.




I like \_\_\_\_.




I like ice cream.

I don't like \_\_\_\_.




1  
2.  
3.

**7** What do you want? Draw and say.



**8** Count and draw a line. Say the number.



7



4

6

Verb *want*; numbers



**Listen and say. Chant.**



**Listen and say. Which word doesn't have the sound? Circle the number.**

1. | 2 3

2. | 2 3



**Listen to the word parts. Say the word. Point.**



# In the Park

by Derek Dutton

At lunch my friends join me.  
We have a picnic under a tree.

Kyung has lemonade.  
She's sitting in the shade.



Copyright © by Pearson Education, Inc. All rights reserved.



Rodrigo has sandwiches and cake.  
He's standing by the lake.



2

Pam has a blanket and ball.  
She's bouncing the ball on the wall.




3

# Food Match

Cut and play. ✂

Art  
Project



Content connection: art

Unit 9

107

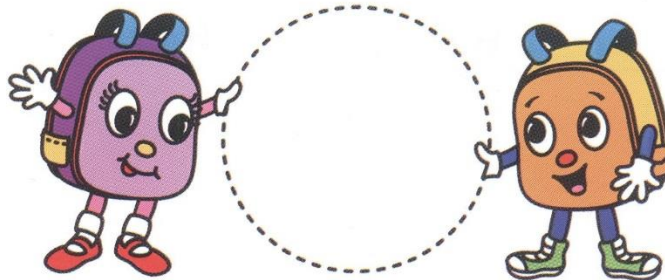
# Know It? Show It!

Look and say.

Review



Now I Can!



Performance assessment  
See Assessment Package pp. 1-2, 13-15, 20-21.

Unit 9

109

ABC Cards




**A**

**a**



**B**

**b**



**C**

**c**



**D**

**d**



**E**

**e**



**F**

**f**



**G**

**g**



**H**

**h**












**I**

**i**




ABC Cards

 <b>J</b>	 <b>j K</b>	 <b>k L</b>
 <b>M</b>	 <b>m N</b>	 <b>n O</b>
 <b>P</b>	 <b>p Q</b>	 <b>q R</b>



ABC Cards



S



s T



t U

u



V



v W



w X

x



y





y Z



z




Unit 1




Unit 2



Unit 3




Unit 4





Unit 5








Unit 6





Unit  
9





Units  
7-8

Unit 7



Unit 8







































































